

Mini in Stature, Mighty in Manoeuvres

The Kelvin Mini counterbalance forklift is nimble enough to work in 2550mm wide aisles and operate under low ceilings and doorways, whilst still being able to lift large loads. It's perfect for any business size and budget.

Kelvin's reputation for designing and building high-quality, reliable products stretches back to 1969. We've applied all this knowledge and experience into the Kelvin Mini; the ride-on forklift that fits into tight spaces.



1995mm
closed height

Turning radius 1255mm

Product Specification

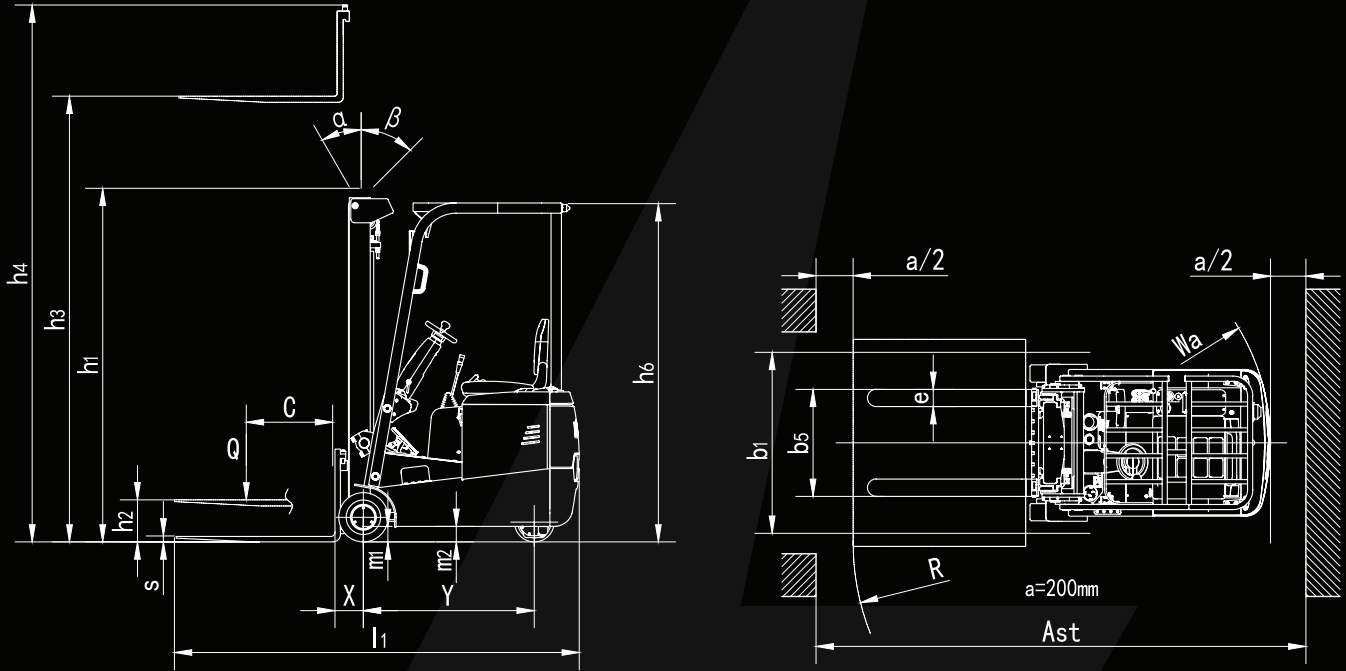
Standard					
1.1	Brand		Kelvin	Kelvin	Kelvin
1.2	Model		Mini 10	Mini 15	Mini +
1.3	Power Type		Battery	Battery	Battery +
1.4	Operation Type		Seated	Seated	Seated
1.5	Rated Capacity	Q(kg)	1000	1500	1500
1.6	Load Center	C(mm)	500	500	500
1.7	Front Overhang	x(mm)	168	168	175
1.8	Wheelbase	y(mm)	975~990~1020	1127~1142~1172	996~1018~1060
Weight					
2.1	Service weight (incl. battery)	kg	1700	1990	2250
2.2	Axle capacity with full load, drive side/load side	kg	335 /2365	390/3170	350/3400
2.3	Axle capacity with no load, drive side/load side	kg	1045 /655	1250/750	1450/800
Wheel					
3.1	Wheel type		PU	PU	PU/ Solid rubber
3.2	Loading wheel	mm	φ 285×100	φ 285×100	φ 305×140
3.3	Driving wheel	mm	φ 230×110	φ 280×135	φ 280×135
3.4	Tyres, front/rear		2 / 1X	/	2 / 1X
3.5	Tread, drive	b10(mm)	/	2 / 1X	/
3.6	Tread, load	b11(mm)	804	804	870
Dimensions					
4.1	Mast tilting	α /β (°)	2/4	2/4	2/4
4.2	Mast closed height	h1(mm)	1745 - 2535*	1815 - 2865*	2065
4.3	Free lift height	h2(mm)	110	90	/
4.4	Lift height	h3(mm)	2500 - 4000*	2500 - 4500*	2500 - 4500*
4.5	Mast extended height	h4(mm)	3530	3530	3560
4.7	Overhead Guard height	h6(mm)	1965	1965	1965
4.8	Seat height	h7(mm)	930	930	930
4.9	Overall length	L1(mm)	2330	2496	2415
4.10	Length to fork face	L2(mm)	1410	1576	1495
4.11	Overall width	b1/b2(mm)	912	912	1010
4.12	Fork size	l/e/s(mm)	920/100/35	920/100/35	920/100/35
4.13	Installation class		2A	2A	2A
4.14	Fork carriage width	b3(mm)	620	620	680
4.15	Fork outside width	b5(mm)	220~620	220~620	220~680
4.16	Mast ground clearance	m1(mm)	90	90	80
4.17	Body ground clearance	m2(mm)	90	90	90
4.18	Aisle width for pallet 1000*1200mm	Ast(mm)	2760	2925	2845
4.19	Aisle width for pallet 800*1200mm	Ast(mm)	2870	3037	2960
4.20	Turning radius	Wa(mm)	1255	1415	1325
Performance					
5.1	Driving speed (load/unload)	km/h	6/7	6/7	6/7
5.2	Lifting speed (load/unload)	mm/s	150/190	110/200	125/260
5.3	Lowering speed (load/unload)	mm/s	200/130	140/140	200/210
5.4	Traction capacity (S2-5min)	N	/		/
5.5	Max. gradeability (load/unload)	%(tanθ)	8/10	5/10	8/10
5.6	Brake type		Hydraulic+ electromagneticbraking	Hydraulic+ electromagneticbraking	Hydraulic+ electromagneticbraking
Drive					
6.1	Driving motor (S2-60min)	kw	1.5	1.5	2.3
6.2	Lifting motor (S3-15%)	kw	2	3	3.5
6.3	Battery, voltage/capacity	V/Ah	24/300	24/350	24/480
6.4	Battery weight	kg	277	305	376
6.5	Steering system		EPS	EPS	EPS

The standard data will be modified according to the different configuration.

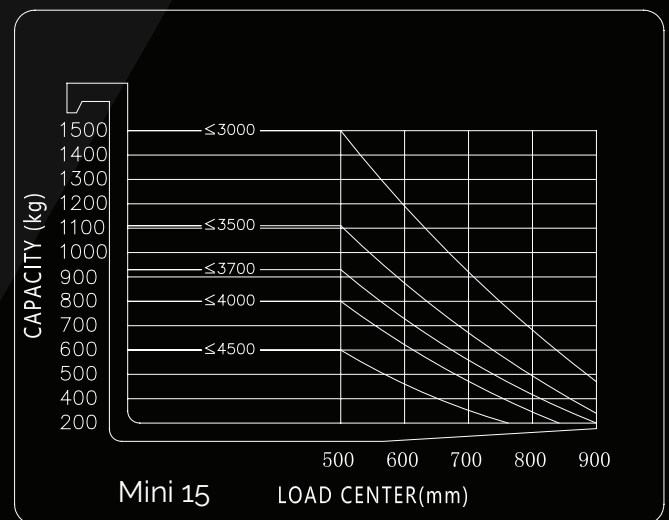
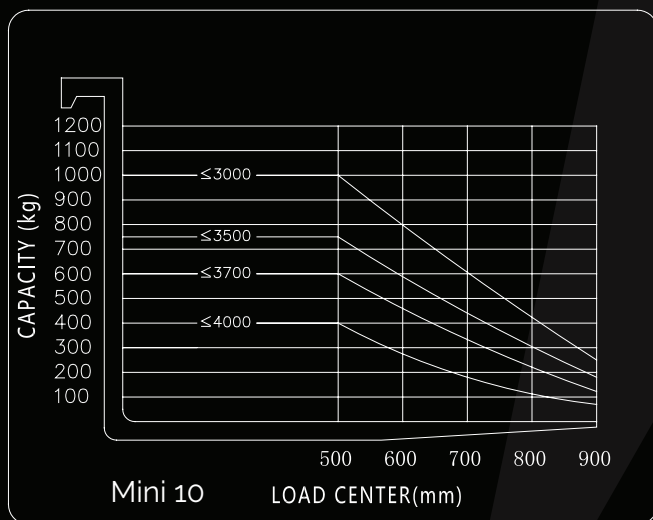
*dependent on model options

Product Specification

Product size



Load Chart



Product Specification

Mast Specification

Duplex Mast									
Model	Mini	10-25	10-27	10-30	10-33	10-35	10-37	10-40	
Lift Height	h3(mm)	2500	2700	3000	3300	3500	3700	4000	
Mast extended height	h4(mm)	3030	3230	3530	3830	4030	4230	4580	
Mast closed height	h1(mm)	1745	1845	1995	2145	2245	2345	2545	
Free lift height	h2(mm)	110	110	110	110	110	110	110	
Model	Mini	15-25	15-27	15-30	15-33	15-35	15-37	15-40	15-45
Lift Height	h3(mm)	2500	2700	3000	3300	3500	3700	4000	4500
Mast extended height	h4(mm)	3060	3260	3560	3860	4060	4260	4560	5060
Mast closed height	h1(mm)	1815	1915	2065	2215	2315	2415	2615	2865
Triplex Mast									
Model	Mini								15-45
Lift Height	h3(mm)								4500
Mast extended height	h4(mm)								5180
Mast closed height	h1(mm)								2100
Free lift height	h2(mm)								/

Suitable for open and closed pallets



IP65 waterproof 3 pin plug type charger included



Mighty Features

Kelvin's reputation for designing and building high-quality, reliable products stretches back to 1969. We've applied all this knowledge and experience into the Kelvin Mini; the ride-on forklift that fits into tight spaces.



Low closed height

The Kelvin Mini has a closed height of 1965mm

Compact & Manoeuvrable

Allowing for reduced aisle width and confined spaces

Tilt Shift and Side Shift

Delivering extra control and confidence when lifting

Multi-surface Tyres

Tyre options for various indoor and outdoor use

Duplex & Triplex Masts

Safe lifting in limited headroom environments

Safety Features as Standard

Anti roll system-standard. Blue light-standard. Curve control-standard. Auto fill battery system & blinky-standard

After Sales Service

Full UK engineering coverage. Local service national coverage

Supporting your business nationally.

National service, local coverage.

Check out our product video here:







KELVIN
ENGINEERING



AG Forklifts
Magj. Prishtinë - Ferizaj Rr. Lagjja
Marigona, Preoc

Sales, Service & Head Office:
+383 (0) 48 575 556
+383 (0) 48 575 550

www.agforklifts.co.uk/

sales@agforklifts.co.uk